



Location: ACL1 - City Hall

Report on 24-hour TSP monitoring
Action Level ($\mu\text{g}/\text{m}^3$) - 163
Limit Level ($\mu\text{g}/\text{m}^3$) - 260

Date	Sampling Time	Weather Condition	Filter paper no.	Filter Weight, g		Elapse Time, hr		Sampling Time, hr	Flow Rate, m^3/min			Total Volume, m^3	TSP Level, $\mu\text{g}/\text{m}^3$
				Initial	Final	Initial	Final		Initial, Q_{si}	Final, Q_{sf}	Average		
4-Sep-17	15:35	Rainy	21932	2.8193	2.8593	2503.53	2527.53	24.00	0.88	0.88	0.88	1265	31.6
7-Sep-17	8:00	Cloudy	22053	2.8605	2.8875	2527.53	2551.53	24.00	0.84	0.85	0.85	1217	22.2
13-Sep-17	8:00	Fine	22110	2.8177	2.8970	2554.54	2578.54	24.00	0.87	0.88	0.87	1260	63.0
19-Sep-17	8:00	Fine	22183	2.8767	2.9517	2581.54	2605.54	24.00	0.88	0.88	0.88	1261	59.5
25-Sep-17	8:00	Fine	21970	2.8457	2.8707	2608.54	2632.54	24.00	0.88	0.87	0.88	1260	19.8
29-Sep-17	8:00	Fine	22138	2.8504	2.8891	2635.54	2659.54	24.00	0.83	0.83	0.83	1195	32.4

Remarks: Due to interruption of electricity, the 24hr TSP monitoring was rescheduled from 1 Sep 2017 to 4 Sep 2017.

Report on 1-hour TSP monitoring
Action Level ($\mu\text{g}/\text{m}^3$) - 460
Limit Level ($\mu\text{g}/\text{m}^3$) - 500

Date	Sampling Time	Weather Condition	Filter paper no.	Filter Weight, g		Elapse Time, hr		Sampling Time, hr	Flow Rate, m^3/min			Total Volume, m^3	TSP Level, $\mu\text{g}/\text{m}^3$
				Initial	Final	Initial	Final		Initial, Q_{si}	Final, Q_{sf}	Average		
4-Sep-17	9:55	Rainy	21890	2.8180	2.8197	2500.53	2501.53	1.00	0.88	0.88	0.88	53	32.2
4-Sep-17	11:00	Rainy	21933	2.8422	2.8442	2501.53	2502.53	1.00	0.88	0.88	0.88	53	37.9
4-Sep-17	13:30	Rainy	21934	2.8274	2.8284	2502.53	2503.53	1.00	0.88	0.88	0.88	53	18.9
8-Sep-17	9:05	Cloudy	22066	2.8649	2.8666	2551.53	2552.53	1.00	0.88	0.88	0.88	53	32.3
8-Sep-17	10:50	Cloudy	22076	2.7901	2.7911	2552.53	2553.53	1.00	0.88	0.88	0.88	53	19.0
8-Sep-17	13:00	Cloudy	22112	2.8211	2.8221	2553.53	2554.53	1.00	0.88	0.88	0.88	53	19.0
14-Sep-17	9:20	Fine	22176	2.8808	2.8836	2578.54	2579.54	1.00	0.75	0.75	0.75	45	62.0
14-Sep-17	10:25	Fine	22177	2.8802	2.8845	2579.54	2580.54	1.00	0.88	0.88	0.88	53	81.9
14-Sep-17	13:00	Fine	22188	2.8643	2.8673	2580.54	2581.54	1.00	0.88	0.88	0.88	53	57.1
20-Sep-17	8:55	Fine	16340	2.8376	2.8417	2605.54	2606.54	1.00	0.75	0.75	0.75	45	90.8
20-Sep-17	10:10	Fine	21976	2.8624	2.8657	2606.54	2607.54	1.00	0.88	0.88	0.88	53	62.8
20-Sep-17	13:00	Fine	21973	2.8322	2.8353	2607.54	2608.54	1.00	0.88	0.88	0.88	53	59.0
26-Sep-17	9:10	Fine	22227	2.8689	2.8699	2632.54	2633.54	1.00	0.81	0.81	0.81	49	20.5
26-Sep-17	11:00	Fine	22142	2.8777	2.8787	2633.54	2634.54	1.00	0.87	0.87	0.87	52	19.1
26-Sep-17	13:00	Fine	22137	2.8842	2.8852	2634.54	2635.54	1.00	0.87	0.87	0.87	52	19.1
30-Sep-17	8:56	Rainy	22357	2.8472	2.8497	2659.54	2660.54	1.00	0.76	0.76	0.76	46	54.5
30-Sep-17	9:58	Rainy	22267	2.8308	2.8318	2660.54	2661.54	1.00	0.76	0.76	0.76	46	21.8
30-Sep-17	11:00	Rainy	22360	2.8474	2.8507	2661.54	2662.54	1.00	0.83	0.83	0.83	50	66.4

Remarks: Due to interruption of electricity, the 1hr TSP monitoring was rescheduled from 2 Sep 2017 to 4 Sep 2017.



Location: ACL2a - Contractor HK/2012/08 Site office

Report on 24-hour TSP monitoring
Action Level ($\mu\text{g}/\text{m}^3$) - 187.3
Limit Level ($\mu\text{g}/\text{m}^3$) - 260

Date	Sampling Time	Weather Condition	Filter paper no.	Filter Weight, g		Elapse Time, hr		Sampling Time, hr	Flow Rate, m^3/min			Total Volume, m^3	TSP Level, $\mu\text{g}/\text{m}^3$
				Initial	Final	Initial	Final		Initial, Q_{si}	Final, Q_{sf}	Average		
1-Sep-17	8:00	Cloudy	21880	2.8563	2.9946	7697.73	7721.73	24.00	1.18	1.18	1.18	1696	81.5
7-Sep-17	8:00	Cloudy	21085	2.9165	2.9937	7724.73	7748.73	24.00	1.21	1.21	1.21	1742	44.3
13-Sep-17	8:00	Fine	22106	2.7891	2.9751	7751.73	7775.73	24.00	1.15	1.15	1.15	1651	112.7
19-Sep-17	8:00	Fine	22172	2.8833	3.0087	7778.73	7802.73	24.00	1.15	1.15	1.15	1652	75.9
25-Sep-17	8:00	Fine	22245	2.8365	2.8884	7805.73	7829.73	24.00	1.21	1.21	1.21	1741	29.8
30-Sep-17	14:10	Rainy	21106	2.8880	2.9514	7859.75	7883.75	24.00	1.15	1.16	1.15	1663	38.1

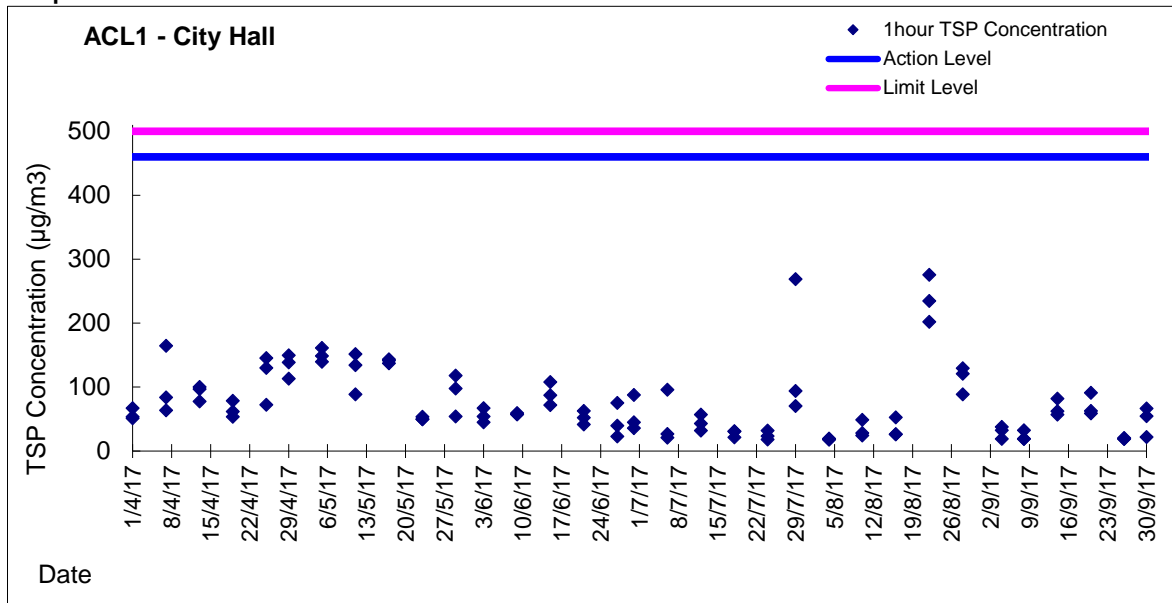
Remarks: Due to interruption of electricity, the 24hr TSP monitoring was rescheduled from 29 Sep 2017 to 30 Sep 2017.

Report on 1-hour TSP monitoring
Action Level ($\mu\text{g}/\text{m}^3$) - 300.1
Limit Level ($\mu\text{g}/\text{m}^3$) - 500

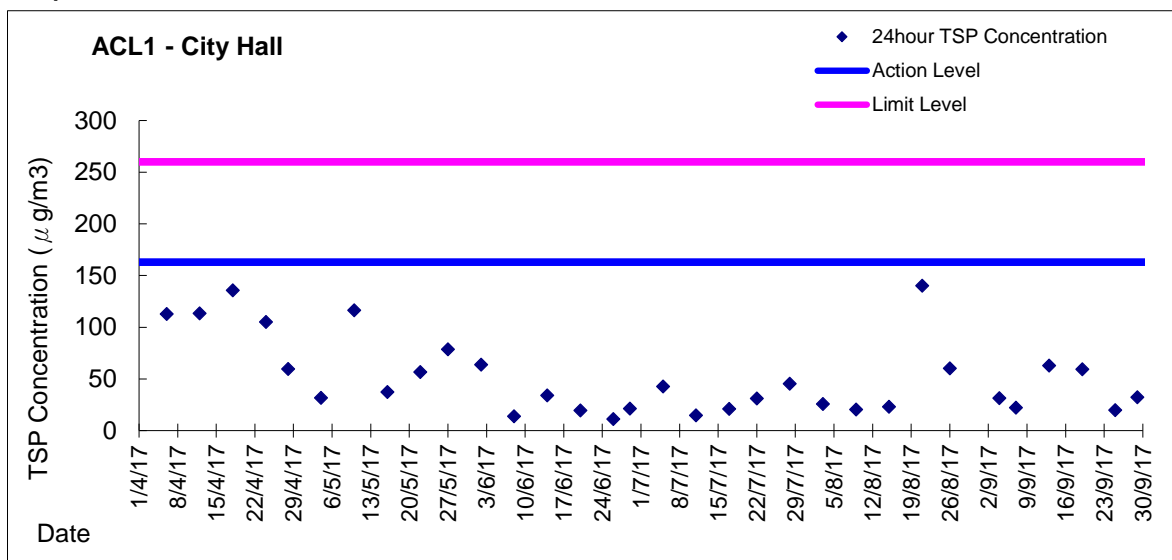
Date	Sampling Time	Weather Condition	Filter paper no.	Filter Weight, g		Elapse Time, hr		Sampling Time, hr	Flow Rate, m^3/min			Total Volume, m^3	TSP Level, $\mu\text{g}/\text{m}^3$
				Initial	Final	Initial	Final		Initial, Q_{si}	Final, Q_{sf}	Average		
2-Sep-17	8:30	Cloudy	21946	2.8494	2.8513	7721.73	7722.73	1.00	1.08	1.08	1.08	65	29.2
2-Sep-17	9:55	Cloudy	21959	2.8402	2.8455	7722.73	7723.73	1.00	1.08	1.08	1.08	65	81.5
2-Sep-17	13:00	Cloudy	22039	2.7925	2.7990	7723.73	7724.73	1.00	1.08	1.08	1.08	65	99.9
8-Sep-17	8:50	Cloudy	22061	2.8437	2.8468	7748.73	7749.73	1.00	1.09	1.09	1.09	65	47.5
8-Sep-17	10:40	Cloudy	22072	2.7891	2.7901	7749.73	7750.73	1.00	1.09	1.09	1.09	65	15.3
8-Sep-17	13:00	Cloudy	22079	2.8203	2.8227	7750.73	7751.73	1.00	1.21	1.21	1.21	73	33.0
14-Sep-17	8:42	Fine	22173	2.8596	2.8696	7775.73	7776.73	1.00	1.21	1.21	1.21	73	137.8
14-Sep-17	13:00	Fine	22178	2.8577	2.8665	7776.73	7777.73	1.00	1.15	1.15	1.15	69	127.9
14-Sep-17	16:05	Fine	22180	2.8633	2.8712	7777.73	7778.73	1.00	1.15	1.15	1.15	69	114.8
20-Sep-17	9:33	Fine	22255	2.8309	2.8375	7802.73	7803.73	1.00	1.15	1.15	1.15	69	95.9
20-Sep-17	10:55	Fine	22251	2.8540	2.8656	7803.73	7804.73	1.00	1.15	1.15	1.15	69	168.5
20-Sep-17	13:00	Fine	22271	2.8231	2.8334	7804.73	7805.73	1.00	1.15	1.15	1.15	69	149.7
26-Sep-17	9:05	Fine	22231	2.8558	2.8568	7829.73	7830.73	1.00	1.08	1.08	1.08	65	15.4
26-Sep-17	13:00	Fine	22140	2.8175	2.8190	7830.73	7831.73	1.00	1.21	1.21	1.21	73	20.7
26-Sep-17	15:05	Fine	22129	2.8663	2.8677	7831.73	7832.73	1.00	1.08	1.08	1.08	65	21.5
30-Sep-17	8:50	Rainy	22362	2.8637	2.8664	7856.75	7857.75	1.00	1.12	1.12	1.12	67	40.1
30-Sep-17	10:30	Rainy	22320	2.8591	2.8634	7857.75	7858.75	1.00	1.06	1.06	1.06	64	67.6
30-Sep-17	13:00	Rainy	22349	2.8573	2.8596	7858.75	7859.75	1.00	1.06	1.06	1.06	64	36.1



Graphic Presentation of 1 hour TSP Result

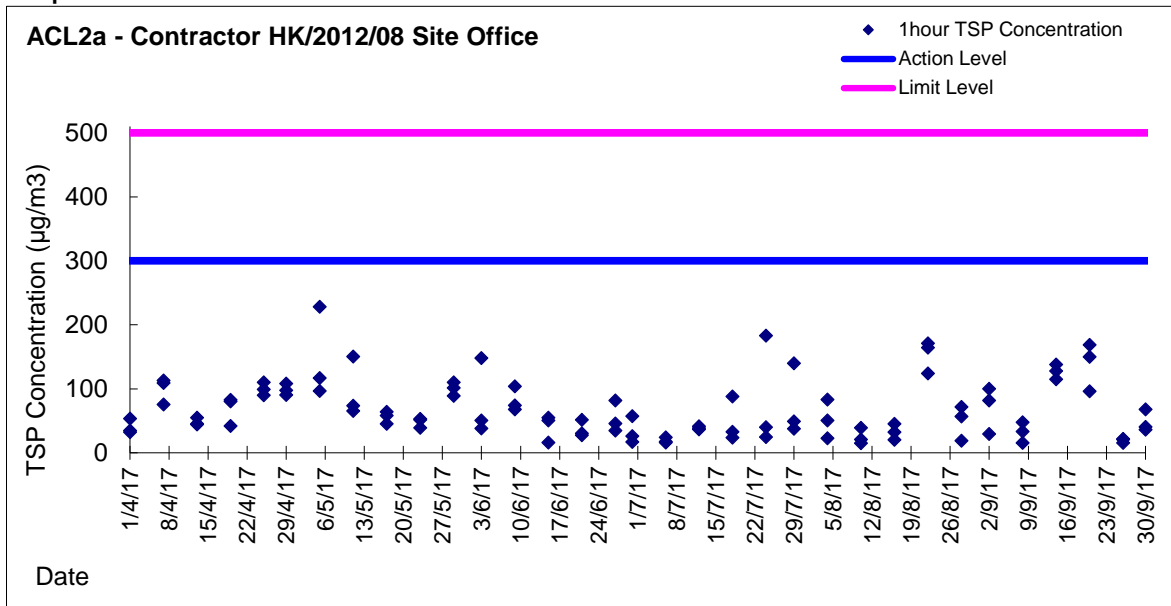


Graphic Presentation of 24 hour TSP Result





Graphic Presentation of 1 hour TSP Result



Graphic Presentation of 24 hour TSP Result

